






Unit - 12 Handling Data

1. Use the given pictograph to answer the following questions.

Name	Number of books
Rita	
Anita	
Raman	
Sarthak	
Nipun	

1  represents 10 books


a) What does  stand for?

b) Who has the maximum number of books? How many?

c) Which student has 50 books?

d) How many books does Rita have?

2. Use the given pictograph to answer the questions.



a) How many children have reading as a hobby?

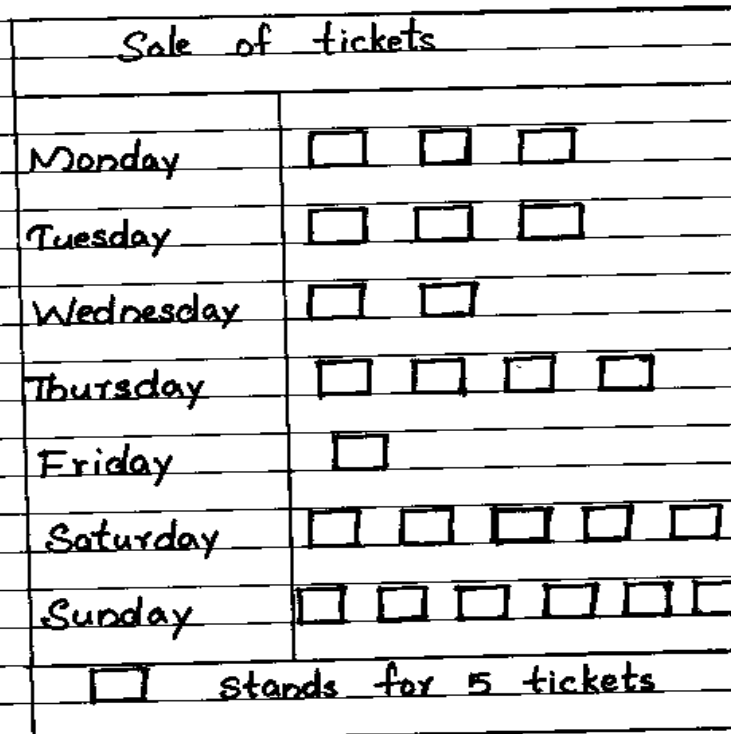
b) Which two hobbies are equally popular?

c) Which hobby shows six children?

d) How many children have craft as a hobby?

e) How many children in all are shown on the pictograph?

3. Use the given pictograph to answer the following questions.



a) What does □ stand for?

b) On which day were the least number of tickets sold? How many were sold?

c) On which day were the maximum number of tickets sold?

d) On which two days were the same number of tickets sold?