



0327CH18

A House Like This!

18

My name is Naseem. I live in Srinagar. Since yesterday there is lot of activity in our school. It will go on for a week. Do you know why? There is a camp being held in our school. Children have come from many places for the camp. Tents have been put up in the ground for everyone to stay.




We have decorated the school beautifully. Some children have used pieces of cloth to make streamers for the doors. Some have made posters using almond shells while others have made *rangolis* using dry leaves and saw dust.



To show diversity in houses, examples from some places like Assam, Rajasthan, Delhi and hilly areas have been used. Children will understand the structure of these houses better if they are aware of the climatic conditions in which these houses are built.

Today is the first day of the camp. We are very happy. In the morning we all got together and sat down on the ground in a circle. Each of us introduced ourselves and spoke about where we came from and what we liked to eat. Children brought pictures of their families and their homes. Everyone spoke about their homes. Bhupen's group was the first to talk.

Bhupen introduced himself and said –



I have come from Molan village in Assam. It rains heavily in our place. Hence our houses are made almost ten to twelve feet above the ground. They are made on strong bamboo pillars. The insides of our houses are also made of wood.




* Why are houses made on bamboo pillars where Bhupen lives?

* What kind of roofs do these houses have? Why are they made like this?

* How does one enter these houses?

* At night the ladder is removed from these houses. Can you tell why?

Now, it was Chameli's turn. She said –



I have come from Manali which is a hilly area. At our place it rains heavily and snows as well. When it is very cold, we like to sit in the sun. Our houses are made of stone or wood.



* In which area is Chameli's house?

* What is the similarity in the roofs of Chameli's and Bhupen's houses?

* How do roofs help in their areas?

Mitali and Anuj said –

Mitali and Anuj have come from Delhi. They showed pictures of Delhi to everyone. In one picture, seeing very high buildings, Bhupen said – Oh! such tall houses. How do you climb up?




Look at these houses and find out if there are similar houses in your area also.



How do people go up in multi-storeyed buildings?

New Delhi is the capital of India. People from villages and towns come to big cities like Delhi in search of work. These people often settle in the city. There are a large number of people living here and the space is less. Many people do not have houses at all. They have to live in slums – and many people do not have that either. People sleep wherever they find place – on the road, on the footpath, at the station... Indeed, shelter is a major problem in big cities.

Kanshiram told everyone –




I have come from Rajasthan. Rainfall is very scarce in our area. It is very hot too. We live in mud houses. The walls of the houses are very thick. These walls are plastered with mud. The roofs are made of thorny bushes.



While discussing problems faced by homeless people, with the children, it is essential that it is done with great sensitivity.

In the same way, all the groups spoke about their houses. After the introduction, a cultural programme was held. The children performed various dances. They sang folk songs in their own languages. Everybody had *kahwa* with almonds and cardamom. We really enjoyed ourselves.

In the evening we all went to the Dal lake. We saw a houseboat. We sat in a *shikara* and some children moved the oars. We saw the Char Chinari surrounded by blue mountains.




* How is a houseboat different from other houses?

* Would you like to live in such a house? Why?



* Look at the pictures and match.



Hut




House of snow (Igloo)



Tent



Houseboat



Multi-storeyed building

- * Put a '✓' on the names of things which your house is made of.

Grass	Mud	Wood	Cement	Canvas	Iron
Plastic	Limestone	Bamboo	Bricks	Glass	Stone



Look at the houses in your neighbourhood. What are they made of? Make a list.



- * Collect samples of things that are used for making houses.

* *Let us make a brick*

Knead some clay. Fill it in an empty matchbox and press. Take it out when dried. Your little brick is ready!

Colour your bricks. Write your name on them. Use all the bricks to make a colourful house. Decorate the roof of this house.

- ◆ Collect or draw pictures of different kinds of houses. Use these to make a beautiful chart. Display it in your classroom.



By collecting locally available materials children will understand better about the materials used to construct houses.